

Pre-K Press

November 2022

"Falling Back" on Social and Emotional

A common concern I'm hearing from teachers is social and emotional issues with their students. It is more important than ever that we be *explicit* in teaching social and emotional skills to our students. While we're at it, let's provide parents with explicit social and emotional activities they can easily do at home to reinforce what we're teaching!

Here are a couple of examples from CIRCLE Activity Collection: Family:

- [When I'm Angry](#)
- [Simon Says Feelings](#)



If we want support at home, we may just need to teach families **how to teach social and emotional growth to their little ones.**

Random Acts of Kindness

A site I am in **love** with is [Random Acts of Kindness](#)! They have SO many ideas for practicing kindness at school, home, and work. They recently added **Pre-K** to their [Kindness in the Classroom® Curriculum](#)! It is a Tier 1 evidenced-based social emotional learning curriculum designed to help schools create a culture of kindness.

**Note: I have not mapped it to TPGs, but when I read through it, I can easily see alignment. Plus it is CASEL approved!* I am also a HUGE fan of the [Kindness Quotes](#) and use them on my letter board or white board at work all of the time. I hope you love this site as much as I do!

Action for Happiness

[Action for Happiness](#) is a site I've been using lately that promotes "small daily actions for big positive changes." I look forward to the [monthly calendar](#)! I hang one inside my office (for me) and one on the outside of my cubicle for co-workers to see. This helps me to *Carpe Kairos* (seize the **moment**) because - for someone like myself - it is often a little too overwhelming to *Carpe Diem*! There is also a set of [Happier Living Posters](#) that would be great for the classroom!



DAP CENTRAL

DEVELOPMENTALLY APPROPRIATE PRACTICES

SEL

Gratitude Tree

Create a class-size Gratitude/Thankfulness tree. Children can paint leaves, use cut-outs of their hands, etc. and write (draw) what they are thankful for. Dictate their drawings, if necessary. Encourage children to create leaves throughout the month at the Creativity Center. Discuss all of the things we have to be grateful for. Remind children of all of the wonderful things to be thankful for about *one another*, as well!



ABC/Writing

Sensory Writing

Combine fine salt with a few tablespoons of powdered yellow and orange paint. Provide letter leaves (laminated paper, real leaves, fabric leaves) and sticks of different sizes & thicknesses to support children where they are in their fine motor grip/development.


Talk about the lines (straight/curved) and the strokes used as children write the letters. To up the sensory experience, sprinkle a little allspice in the tray!



Phonological Awareness

Fall Syllabication

Practice phonological awareness while clapping the syllables in these fall pictures and placing a clothespin on the number that represents how many syllables were heard. Great way to include PA skills, counting skills, cardinality, and fine motor skills in one fun fall activity!



Math

Pumpkins on a Vine

Practice number recognition, counting sets, quantities, cardinality, and more with this activity! Print the number cards, add green chenille stems and orange pony beads, and watch the math happen while children practice important fine motor skills in preparation for writing.



PRE-K BOOK NOOK

Books Beginning at Birth

Books Beginning at Birth is a statewide program providing young children (birth - 4) and their families access to books and resources to support the development of early literacy skills and foster a love of reading.

- Families can access hundreds of high-quality digital children's books accompanied by videos and at-home literacy activities.
- Focusing on children within Texas Opportunity Zones, families may receive three **FREE** print books sent to their homes twice a year.



Bear Says Thanks



Bear Says Thanks

A Pre-K favorite, Bear decides to throw a big feast to say thanks, but there's a problem – his cupboard is bare! What is he to do? Find out what happens with this sweet, rhyming read children will want to hear again and again!

THANKFUL



Thankful

Celebrate everyday blessings, practice thankfulness, and observe the wonderful acts of service that keep us going each and every day. Like the gardener thankful for every green sprout, and the fireman, for putting the fire out, readers are encouraged to be thankful for the many blessings they find in their lives.



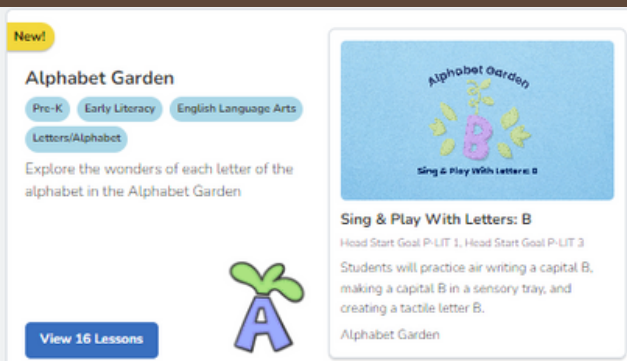
TECH FOR TOTS



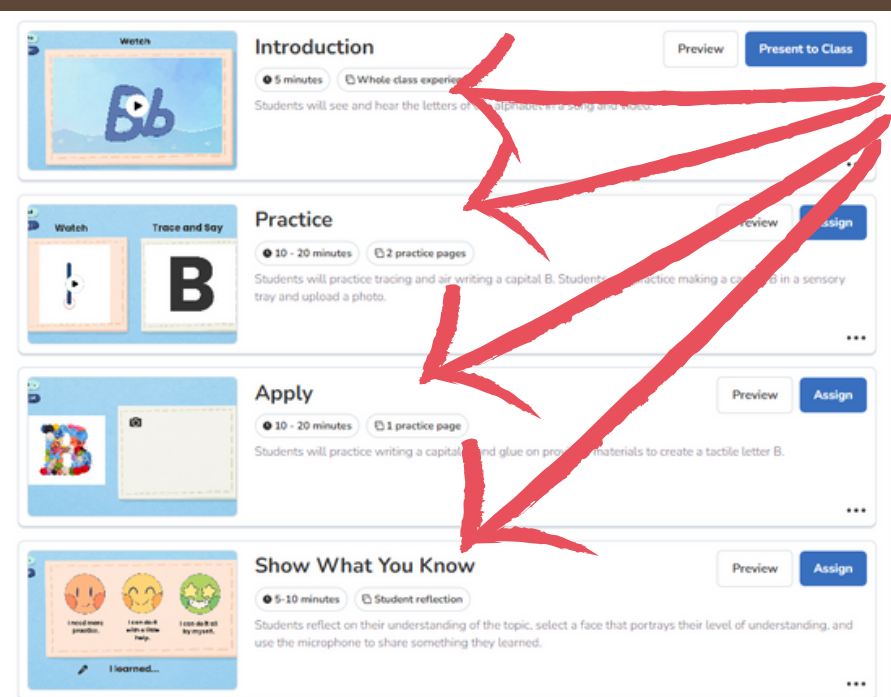
As we focus on children being producers rather than consumers of technology, we are going to look at Seesaw.



Seesaw provides lesson templates across all learning domains that are ready to turn around for students to use immediately. They include a lesson plan, allow you to preview and edit each section, and assign it to all students or perhaps a small group.



Many activities are built to promote differentiated instruction and allow for whole group introduction, small group support, and individual practice. Instructions are recorded so students can listen during individual practice.



Activities are broken down into a **lesson cycle** so that children record their work and show you (and families) what they know. Their work is saved in their journal, which serves as wonderful documentation! Give it a test run by creating a teacher account and looking through the Seesaw Library! After "test driving" the activity library, create your own activity, such a story retell!

If you need help, give me a call, and I'll add you to my Seesaw class!



ESC 15 ECE TEAM



Carey Peacock

Early Childhood Specialist
Texas Home Learning Pre-K Coordinator
carey.peacock@esc15.net
325-481-4046

**Mark your
calendars NOW!**

**You don't want to
miss the 25th
ATYC in Lubbock!**



AJ Braden

Texas School Ready Coordinator
(Child Care and Head Start)
amanda.braden@esc15.net
325-481-4080